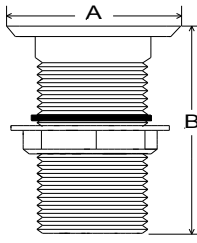


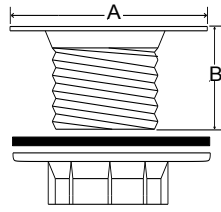
SINK TAILPIECE ASSEMBLY

| SYMBOL | SIZE | A | B | COLOR |
|------------|-----------|--------|--------|-------|
| W31552-150 | 1.5" NPSL | 3-3/8" | 3-3/4" | BLACK |
| W31552-154 | 1.5" NPSL | 3-3/8" | 3-3/4" | GRAY |
| W31552-158 | 1.5" NPSL | 3-3/8" | 3-3/4" | WHITE |



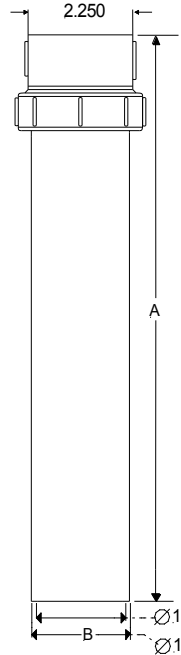
SINK TAILPIECE ASSEMBLY

| SYMBOL | SIZE | A | B | COLOR |
|------------|-----------|--------|--------|-------|
| W38953-152 | 1.5" NPSL | 3-3/8" | 3-3/4" | BLACK |
| W38953-154 | 1.5" NPSL | 3-3/8" | 3-3/4" | GRAY |
| W38953-158 | 1.5" NPSL | 3-3/8" | 3-3/4" | WHITE |



TAILPIECE

| SYMBOL | SIZE | A | B | COLOR |
|------------|-----------|--------|--------|-------|
| W38953-200 | 1.5" NPSL | 3-3/8" | 2-1/4" | BLACK |



LONG SINK STRAINER ADAPTER

| SYMBOL | A | B | COLOR |
|------------|------|------|-------|
| S81595-158 | 12." | 1.9" | BLUE |
| S81595-159 | 12." | 1.9" | BLACK |
| S81595-160 | 12." | 1.9" | WHITE |